
JACKSONVILLE ORCHID SOCIETY

jacksonvilleorchidsociety.org | Volume 79 | Issue 3



The Jacksonville Orchid Society Presents

Orchid Fantasy

Show & Sale, March 19-20, 2022

Free Admission

10:00-6:00 Saturday; 10:00-4:00 Sunday

Marlin Garden Club

2892 Loretto Road

Jacksonville, FL 32223

www.jaxorchidsociety.org

THE SHOW ISSUE



INSIDE THIS ISSUE

- PRESIDENT'S MESSAGE
- BOARD OF DIRECTORS
- STANDING COMMITTEES
- EVENTS, FUTURE & PAST
- CALENDAR
- MEMBERSHIP
- THIS MONTH'S MEETING
- SHOW STORIES
- EDUCATION CORNER & MORE
- BEAUTY CONTEST
- SHOW TABLE
- BY-LAW REVISIONS
- SECRETARY'S MINUTES
- TREASURER'S REPORT
- MARKETPLACE
- SPONSORS
- VENDORS

PRESIDENT'S MESSAGE

Feel that vibration in the air, an energy~~what is that? Excitement of course! This time of year, it's all about our upcoming Orchid Show. The Jacksonville Orchid Society Presents~~

Orchid Fantasy

We need all your energy and help to make this our Best Show ever. It's fun and you will learn so very much in the process. Our March meeting will be all about the show and where we still need volunteers.

Another thing to be considered now is which of your Orchids you would like to present for showing and judging. Last year was the first time I entered Orchids. I entered 6 Orchids and won 3 blue ribbons and 2 red ribbons. I know our more experienced hobbyists probably do not have this problem but I do--

What is going to be beautiful and blooming in time for the show?



For example, here is a picture of my C. Carol Easton 'New Horizon' which was in full bloom for the show last year and won Best Cattleya in Show and Best Species in Show.

It started blooming 2 weeks ago, with

PRESIDENT'S MESSAGE, CONT.

3 sheaths opening. You can only see 2 in this photo, and it does have a lot more sheaths, but I can't tell if they will all be gorgeously blooming like last year. In fact, last year my C. Prada Green Deluxe opened at the last minute and I entered it.




Here is another example, my Den. spectacle ('Hoosier' x 'Shorty') is just starting to look like it might open. It is a very unusual, pretty Dendrobium.

Then there is my Cymbidium Geno's Gem 'Emerald Fire'. It had 9 budding spikes and 3 more baby ones. Will they be open in time for the show?? We'll see.



Lastly for a Cattleya example, I'll use my Rlc. Golf Green 'Hair Pig'. I bought this last year in bloom, so this is my first experience with this Orchid opening. I'm sure you have Catts that pop a sheath and bud and quickly open. Then there are others that take much longer to open.

Guessing, I think this will be open in a week or so and maybe over by the time of the show. I'm excited for it to open as it is one of my favorite Orchids. Now is when you do want to look over your collection and see if there is an Orchid you love, that may be ready and that you would like to show.



In our last 2 shows, I have served as a Clerk, worked the potting clinic, and helped our head Judge, Eric Cavin with the trophies. I have had a lot of fun volunteering for our shows, and it is a unique learning experience. Look forward to seeing you all there and working with you.

Bright Blessing,
Christina Roadruck

BOARD OF DIRECTORS

President	Christina Roadruck	cmbonelli@gmail.com
1st Vice-President	Lorraine Conover	lorrainesorchids@gmail.com
2nd Vice-President	Jackie Dougherty	saedocs@aol.com
Secretary	Deborah Courtney	deb79@bellsouth.net
Membership Secretary	Colin Cage	colincage@gmail.com
Treasurer	Scott Rasmussen	josorchids1943@gmail.com
Communications Director	Art Russell	artrussell1@me.com
Director	Linda Benson	linda.benson@earthlink.net
Director	Christie Peppard	purplemeeee@aol.com
Director	Jane Russell	russell_jane@bellsouth.net
Immediate Past President	Lois Rasmussen	josorchids1943@gmail.com

STANDING COMMITTEES

Newsletter Editor	Jackie Dougherty
Librarian	Bonnie Myers
Raffle Tickets	Anna Lee McPhilomy
Sunshine	Christie Peppard
Hospitality	Carol Engle
Website	Art & Jane Russell
Photographer	Art Russell
Show Chairman	Lorraine Conover
Meeting Show Table Chairman	Harry McElroy
Potting Clinic Coordinator:	
	Ace Hardware, Lois Rasmussen. Back up-Christine Roadruck (1st Saturday)
	The Plant Ranch, Colin Cage. Back up-TBD. (Begins in April, 3rd Saturday, monthly)

EVENTS

Speakers

March 8--Show Meeting & Member Plant Sales

April 12--Our very popular Hands-on Mounting & Repotting Program!
Member Plant Sales permitted.

May 1--Picnic at the home of Deborah Courtney (details to follow!)

June--TBD

July--TBD

August--Joshua Jones

September--Alan Koch, Gold Country Orchids

CALLING ALL MEMBERS!
ORCHID FANTASY
SHOW VOLUNTEERS WANTED
NO EXPERIENCE NEEDED

Contact Bonnie Myers @ 904-571-3103 or Laura Kisse @ 904 403-5490

We know everyone is busy so Bonnie and Laura will be calling our Membership at large to fill the time slots in these coming weeks before our show. With everyone's help the work will be spread out and you will enjoy new orchid friendships and experiences over the course of just a few hours and days. Not sure about what time you can help? Get on their Extra list to fill in where needed that day.

Volunteers are needed for the following areas and time slots:

Ambassadors, Set-Up, Membership Table, Potting Tent, Raffle Table, Parking Lot, Breakdown. We need several members each time shift. Especially for Ambassadors.

Saturday: 9:15 – 12:30

12:30 – 2:30

2:30 – 6:00

Sunday: 9:15 – 12:30

12:30 – 2:30

2:30 – 4:00

Set-Up is Friday morning beginning at 7 am, come when you can throughout the day. Arranging all display tables in meeting room, skirting tables and assisting Vendors unloading & set up tent areas. This is full on everything set up in one day.

Ambassadors walk around either inside or outside greeting people, being a JOS presence, etc.

Membership is a sit-down position giving info regarding joining, meetings, events. We have an inside and outside location.

Hospitality assists with preparing/boxing food for vendors, judges and members.

Potting Tent is a Repotting service that educates members and the public. Need more experience learning for yourself? Then volunteer here! You won't believe what you will learn.

Raffle Table selling tickets.

Parking Lot-Assist and direct cars to nearest space available in the Masons' lot next door.

Breakdown Sunday assists vendors in transporting plants back into their trucks, repacking our show

Other Events



NATIONAL ORCHID SOCIETY

Dancing With The Orchids
 March 19 & 20, 2022
 Show and Sale

VFW Post 8681
 18940 Drayton St. Spring Hill
 Doors open at 10
 \$3.00 Entrance Fee

American Orchid Society
 Judged Show
 Plant Registration
 Entries Open to the Public
 Ribbon and Trophy Awards
 See Our Website Show Page for Details

- Artistic Orchid Exhibits
- Orchid Plants, Supplies and Related Items for Sale
- Repotting Available

Tampa Bay Orchid Society, Inc.
Orchids By the Bay
 SHOW and SALE
 March 5-6, 2022
 Saturday, 10-5 and Sunday, 10-4
 Tampa Scottish Rite
 5500 Memorial Hwy, Tampa, FL 33634

Englewood Area Orchid Society Presents
ORCHIDS
 ORCHIDS TO THE RESCUE

Orchid Show & Sale
 Fri. & Sat. March 4 & 5, 2022 10 - 5 pm
 \$5 Admission Plenty of Parking!
 Over 9,000 Square Feet of Sales & Exhibits

Retail Orchids & Supplies
 Artwork Books Raffles
 Free Professional Advice
 & Culture Information

Show Located Inside
 Ann & Chuck Dever Regional Public Gym
 6961 San Juan Drive Englewood, FL
 For Information: www.EAOS.org

Martin County Orchid Society
Annual Orchid Show

Orchid Safari

Martin County Fairgrounds
 Friday, March 4th - Noon to 5 pm
 Sat. & Sun. March 5th & 6th - 9 am to 4 pm

Pete's Magical Orchid Show
 In Memory of Pete Otway

Saturday, March 26 &
 Sunday, 27, 2022
 10 a.m. to 4 p.m.

Ag-Civic Center
 4509 George Blvd., Sebring
www.orchidsocietyhighlands.org

*\$4 Donation

It's coming!!!

The JOS Annual Picnic and Auction

May 1

Other Events

GREENHOUSE TOURS

Greenhouse Tours are fun to host and fun to attend!

We need members to host in the coming months! So far, we have--

March Tour is cancelled

April--Lois's House

May--Christina's House

If anyone would like to open up their growing space, please let me know! All you need to do is be prepared for fellow members to pop over to see your space and your plants for a few hours, generally on a Sunday afternoon.

<p>March 2022</p> <p>This month's program will be dedicated to preparation for the Annual Show.</p> <p>Lorraine Conover will cover the show from set up to breakdown and everything in-between. Set up will be Friday 3/18/22. The show will take place on Saturday 3/19/22 and Sunday 3/20/22. Breakdown takes place immediately after the show on Sunday.</p> 	 <h2 style="margin: 0;">Jacksonville Orchid Society</h2>						
	Sunday	Monday	Tuesday	Wednesday	Thursday	Friday	Saturday
			1	2	3	4	5
			St. Augustine Monthly Meeting 6:30 pm				Ace Potting Clinic 10:00 AM Tampa Bay Orchid Show
	6	7	8	9	10	11	12
	Tampa Bay Orchid Show		JOS Monthly Meeting Doors Open 5:45 pm				
	13	14	15	16	17	18	19
	Greenhouse Tour 1:00 - 4:30 pm					JOS Orchid Show Set Up	JOS Orchid Show 10:00 am 6:00 pm
	20	21	22	23	24	25	26
	JOS Orchid Show 10:00 am 4:00 pm					Gulf Coast Orchid Show	Gulf Coast Orchid Show
27	28	29	30	31			
Gulf Coast Orchid Show				JOS Beauty Contest Final Day			

ATTENTION, MEMBERS!



Sherrie Jenkins

February was a good month,
with seven new members!
Welcome to you all!!!



Kathy Skirbst (and daughter)



Steve & Charlene Lim



Diana McDonald & Roy Lawson

THIS MONTH'S MEETING

The March General Meeting of the Jacksonville Orchid Society (JOS) will be Tuesday, March 8. Doors will open at 5:45 pm for raffle ticket purchases and orchid viewing and purchasing.

At 6:45 pm, we will have a brief business meeting and then take a brief break for you to finish your purchases, enter the raffle, and allow for late comers to do the same. We will then reconvene for the evening's presentation focused on our annual show.

MEETING LOCATION
Mandarin Garden Club
2892 Loretto Road
Jacksonville, FL 32223

At this month's meeting, members are welcome to bring plants for Member Plant Sales or Silent Auctions

Raffle plants will be provided by JOS, including some from Marv Ragan's collection.

Our General Meeting is a good time to ask questions from our expert growers and get tips for what to do when there is a problem. We cover a wide variety of topics including species and hybrids that are good to grow in this area, identification of pests and diseases, watering and fertilizing, and where to grow your orchids.

Please wear a mask if you are not fully vaccinated.

THIS MONTH'S SPEAKER IT'S SHOWTIME!!!

We are days away from our Annual March Show. Many of you are new members and have never been to an orchid show. It takes months of planning and organizing to make this event happen. Bottom line is that it can only be successful if everyone takes part in some way.



Our Meeting Room becomes a room full of displays by our vendors, other Orchid Societies, and our members. In addition, we have an area for showing off our own orchids. Who knows which plants the American Orchid Society Judges will choose to Award! I guarantee there will be LOTS of Ribbons!

Alex and Trish have been planning for the food we serve to our AOS Judges, all the vendors and volunteers. We can't leave during Saturday or Sunday. So, if word goes out for ice, refreshments or food say, "Yes count on me". When Bonnie and Laura call you to fill needed volunteer slots helping for Friday Set-Up, Saturday and Sunday in the various areas say, "Yes count on me". A few hours can give a needed reprieve to others who must stay all day for all three days.



Even if you are working the Show, you still have time to shop and socialize with your fellow members. Great friendships can start here at the show. We have fun and get a chance to see and purchase amazingly beautiful orchids. You will also find orchid supplies for sale.



During the March meeting Lois and I will go over what you can expect and answer any questions. A few of you are supplying some needed staging items. Mark with your name & phone number and if you cannot bring to Set-Up for the show then bring to this meeting.

Lorraine Conover 561-302-6010 lorrainesorchids@gmail.com Put my number in your phone and add me to your email contacts.



SHOW STORIES

Unsure what to expect from volunteering? Here's a few examples of what you might encounter!

I worked in the **potting tent** last year. It was so rewarding to help educate several people on the care of their very first orchid. I remember my excitement and uncertainty when I bought my first orchid years ago.

It was also satisfying to help save many plants in dire need of repotting and care. One customer gave me a small stem from his coconut orchid that broke off during potting. I stuck it in moss when I got home and it is growing and doing well. It's a great reminder of our friendly potting tent customers.

Linda Benson



I volunteered to help with **set-up** to get a first look before the show opened. It was fun to see the vendors open their trucks--amazing how many plants they were able to fit in a small space! When one of them opened the doors, one huge flower towered above the other plants--huge purple and yellow flowers--Young Kong! I immediately called "dibs", which was good because Christina wasn't far behind me in spotting it! We playfully sparred over who would get it, and were relieved to hear that there were several more. But the tall one went to me! With its 22" tall combined pseudobulbs & leaves and large flowers, it certainly lives up to its name! That early look paid off!

Jackie Dougherty

My very first Orchid Show happened one week AFTER I joined my local Orchid Society in 2007. I had no idea what it was all about BUT did know I wanted to be part of it. Showed up for set-up on a Thursday, showed up for vendor set-up of Friday. When I left it looked like chaos to me. Next day, Saturday morning before the show opened (I signed up to be an Ambassador, remember I just joined a week before and only owned a couple Phals and a Den that somehow lived) I walked in the door and will never forget what I saw. Beautiful displays, thousands of orchids and the most wonderful vendors and members who were happy to be there. On top of that they fed me lunch since our location was not suitable for leaving. I look back on so many shows of my society and many others and know I'm still in the right place and doing my thing. God help my husband!

Lorraine

SHOW STORIES, CONT.

As an **Ambassador**, the opening day of the show, thinking I was going to be wandering the gardens, Lorraine gave me my first assignment--GO HELP SCOTT PARK CARS! After that I was posted to direct customer traffic, answer what questions I could, or find the vendor or society member who had the answers. I found myself being sent to multiple areas of need happily! We had a big crowd, but I still had time to talk with the vendors, get to know a lot of the society members and appreciate what our veteran members accomplished to pull off making it such a successful show. I found myself leaving the show with a pretty good dent in my checkbook!

Laura Kissee

If you love people as much as you love orchids, you'll enjoy volunteering as an **Ambassador** at the JOS show. The job of Ambassador is great if you're a people person. You basically walk around looking at beautiful orchids all day and talking to people. I would greet people as they arrived. Sometimes I would answer questions about an orchid issue. Was it a fungus? A pest? Other times I would educate folks on the different varieties of orchids. Yes, there are more varieties than sold at Publix. Most of all, I loved to watch our guests marvel at the nature and beauty around them. After all, it's all about the flowers!

Deborah Courtney

This 2022 show will be my 10th with JOS, 9 of which I've been part of the volunteer group. I was totally unprepared for my first experience! When the room transforms into a Show area and the Vendors arrive, open their trucks and the plants are moved into the room, I am always dumbfounded. The color, fragrance and sheer volume of orchids is overwhelming. After 9 years I'm still in awe and can't think of any place I'd rather be than there, anticipating the arrival of those trucks.

Lois Rasmussen

I was working at our show as a **clerk**, walking with the judges and observing their process. The group of judges I was with went to look at our member's table. After several ribbons were placed, they were studying my C. Green Prada Deluxe. Of course they did not know it was mine. One judge wanted to give it a blue ribbon as it was quite a beautiful bloom. Another judge wanted to give it a red and I asked why.

She explained that the pseudobulb went up straight but at the end the flower twisted. Apparently the bloom was not at the perfect angle. I quickly learned that the slightest imperfection can make a difference in the judging. It prompted me to research even more how to achieve perfection in my plants! Since then I have consistently received awards for the plants I have displayed!

Christina Roadruck

SHOW STORIES, CONT.

Ah, the delicate techniques of repotting...

Orchid growers love their plants. While we are all first drawn into the hobby by the flowers, a few years in any orchid society turns most members into supreme connoisseurs of well grown roots. We learn fuss over our air movement and drainage when potting. We try to keep the roots safely fertilized and well flushed with water. Above all else we sincerely try to avoid disturbing their growth. It's both light and the presence of a healthy root system that allows the blooming we have come to look forward to with bated breath.

That flat went out the window when a serious orchid grower wanted to divide her overgrown *Grammatophyllum scriptum*.

The plant was fifteen years old and massive with pseudobulbs the size of foam footballs giving rise to leaves around two feet. But that was overshadowed by the root mass. A most impressive sight, it obscured the pot completely. Only the emergence of a weathered metal hanger gave away that the plant had any pot around its root zone at all. The plant had clearly been well grown for all of its years.

A challenge was given, "Give me 3 divisions of this plant....if you can."

Thus, the repotting team assembled to try pull this monster apart. A gentle tug from the two of us earned an audible chuckle from the plant. Four of us pulling made it outright howl with laughter. "You shall not divide me!" it snarked.

We then tried finesse, looking for the pot through the roots to try to cut the plant out. We located the outline of a net pot three inches into the snarl of roots and began our operation. Ten min later we had the pot removed in bits and pieces. Yet the plant continued to defy all efforts to separate it, staying firmly in one piece.

The very experienced potting team was stumped. What to do? Clippers and shears stood no chance and none of us routinely carried axes or chainsaws on our person.

"Would you like to use my manchette?" We all turned to see one of our event vendors watching our struggles.

"You have a manchette?" we asked.

"Yes, it's in the truck, I'll grab it."

We informed the grower we intended to cleve her plant into pieces if she gave us permission. She did.

Well now the tables had turned. We finally had the upper hand. We flamed the edges of the blade and took an aggressive chop at the roots and separated the joined pseudobulbs. After three minutes of chopping, the plant was divided. Setting the pieces in their new homes was a simple task.

Now I do not anticipate this scene repeating this year. But if you see a large manchette on the potting table amongst the bark and pots, you will know why.

Brandon Silvester

EDUCATION CORNER

The Jacksonville Orchid Society's mission is based on education about orchids. This month, Lorraine gives tips for getting plants ready for the Show. If there are any topics you'd like explored in the future, email me! saedocs@aol.com

Preparing Orchids for Show & Judging

What does staking and preparing your plant for show judging mean?

It starts with cleaning off each and every leaf. You can use milk, beer (a very well-awarded grower swears by it), or a mix of lemon juice with water on a soft cloth to wipe the residue from watering and spraying. I usually re-wipe with a clean wet cloth. Clean both the tops and bottoms of your leaves. Never use Leaf Plant shine. The leaves should look clean, but never shiny. That is a big AOS no-no.



Trim out any unhealthy roots, pseudobulbs, old brown spikes and even spikes with minimal flowers. Make sure the flowers are close to prime and not about to fall off. They need to look freshly opened with their best color. Make sure no bugs, ants, etc. are on your plant. Flush out the medium to check for ants. If you see any you can drench the pot with a mix of equal parts 409, water and alcohol, let sit for a few minutes. Flush pot with water. Do that a few days prior to make sure all the little buggers are gone. The last thing any judge wants to see is bugs crawling out across the table. AND it's not cool to potentially have them invade someone else's plant sitting next to it.

Staking your plants



When do we start? Some plants have very strong flower spikes and may not need to be staked. Others have decent spikes but large flowers cause them to droop downwards. The trick is to stake the spike upwards as much as possible even before the buds are opened so that when they open they will be in the right position. What does that mean? If you were to wait until the flower opened to stake it, the flower would be looking at the ceiling not out at you.

Think about the way the Phals are marketed. They are staked and just about every flower is seen completely. If it was not staked, the flowers might stick out so far sideways it would probably be more likely to be damaged in transporting. You need to stake phals as the spike

EDUCATION CORNER, CONT.

is growing and train it up straight while the spike is still movable and not hardened off. I use plastic clips or with the phals I have a lead wire that I gently twist around and weekly adjust. When it's mature, replace the training wire with clips and a painted stake.

What to use for stakes

I am comfortable using 16 gauge drop ceiling wire, cutting it to the length I'll need then spray painting with a camo green or other shade of off-green. You can also use florists' wire in the heavier grade and repaint for thinner spikes. I try to make the stake not noticeable. I can also bend the wire if needed to support a strange angle in the pot. Bamboo stakes work but are not flexible and not always thin enough. I use little clips and a bit of Spanish moss to cover the clip.

Containers to make your plants presentable

We grow our orchids in many different ways. Most likely your pot or basket is stained, old and not attractive. Your plant doesn't care and is happy. Presentation of your beautiful plant without detracting from it is very pleasing to any observer. Use a container that doesn't shout at you. An off white, muted shade of green, or other dark color can work well. I have used wicker baskets for something large and let moss drape over the sides so the basket is not the center of attraction. Have several containers available to try, stand back and just observe. Using a wood slat basket can also work for a natural look.



Practice staking and getting your plants to look their best. You want to show them off and there is a big difference between taking it from where it is growing to getting it worthy of ribbons and the elusive AOS award. Practice, practice and then do it again. Each plant you work on will give you more practice and satisfaction. Don't be afraid to ask someone for help. We are a group of orchid lovers with all levels of experience. I, for one, started out not brave enough to bring in a plant for judging. But I listened intently and asked questions. And when I finally did bring my plants in it was a great feeling. I challenge each one of you to make your plants show their beauty. That is why you bought them in the first place!

Lorraine Conover

LET'S TALK ABOUT....

In this new, occasional feature, I'm going to discuss something I'm dealing with in my own collection. I'll either research it, or gather input from my panel of experts (the members of the Board of Directors). If there are any topics you'd like explored, email me! saedocs@aol.com

YELLOWING CATTLEYA LEAVES



I've noticed several of my Cattleya lately have leaves turning yellow. It made me wonder whether it's something I'm doing (or not doing) or if it's just the natural progression. And, is there anything I should do with them?

There are a lot of reasons for orchid leaves to turn yellow. A lot of the webpages that reference yellow leaves speak mostly about phalaenopsis, where the bottom leaf will often turn yellow. I've had that happen plenty and learned that a primary factor is that the energy needed to grow new leaves or spikes will rob the lower, older leaves on a phal, causing them to yellow and die.

But, my question was specific to Cattleya, shaped differently and yellowing on one pseudobulb in each plant's case, but not the others.

Some of the possible explanations are—

- The plant may be getting too much sun
- Over-watering, flooding the roots so that they can't get enough air
- Temperature stress
- Over-fertilizing
- Infection or root rot
- Or a sudden change in environment.




I also saw a lot of info where the leaves had other issues like spotting or wrinkles or going from yellow to brown. I don't think any of these apply to my leaves.

An AOS Greenhouse Chat from August 2020 suggested examining the base of the pseudobulb, the rhizome, and the roots for problems that may be destroying the roots. That would cause the leaves to shut down, yellow, and fall off. The pseudobulb will then die, and the process will repeat on the next forward growth. If that's the case, it's because the potting mix is old and staying wet too long, and the plant will need repotting.

LET'S TALK ABOUT, CONT.

Otherwise, it could just be natural leaf loss. Apparently, pseudobulbs live for about 5 years after they have flowered—the main leaf will die first, and after that the pseudobulb will dry up or decay.

So, I checked the bases and don't see any signs of root loss. And, the leaves affected are on older pseudobulbs. I believe that what I'm seeing is natural leaf loss, it's just more obvious now that I have more plants!



References

<https://www.gardeningchores.com/orchid-leaves-turning-yellow/>

AOS Greenhouse Chat, August 2020 AOS.org

Rogers, B. 2012. *The Orchid Whisperer*. Chronicle Books LLC, San Francisco, CA

Withner, C. (Ed.) 1988. *The Orchids, A Scientific Survey*. Robert E. Krieger Publishing Company, Malabar, FL

JOS ON TV!!!

Save this link

<https://iwantabuzz.com/>

and pop some popcorn!

Art Russell will be on The Horse's Mouth

March 17!

Promoting the JOS Orchid Fantasy Show & Sale!

Video may take a day or two to appear on The Buzz website.

CONTESTS

ORCHID BEAUTY CONTEST



Post a picture of your prettiest orchid growing during the month on the JOS Facebook page. Include your name and the name of the orchid. A panel will judge the entries and select the prettiest orchid! Enter as many as you like! Participation is open to all members of the Jacksonville Orchid Society.

My example is: Angraecum Veitchii by Art Russell - January 2021 JOS Orchid Beauty Contest

WINNER ANNOUNCEMENT

We'll announce the winner at the following month's meeting of the Jacksonville Orchid Society, and here in the newsletter.


You don't need an expensive camera to enter pictures. Keep it simple; a cell phone can record amazing images. We just want see to pretty orchids!

Congratulations to February's winner--Lois Rasmussen's Brassocattleya Duh's White 'Pink Pig'


WEIRD ORCHIDS

Any one of us can grow a beautiful orchid, but I thought it would be fun to feature some weird ones too! Especially since I currently have these mutant blooms on my Rlc. Prada Green Deluxe 'Carib'.

Send me yours and I'll publish them here--no contest required!



What it should look like



The buds



Oddly, I found that the same thing happened last year--one good flower, one weird!

SHOW TABLE

Class	Placing	Plant Name	Exhibitor
Cattleya	1	Brassavola nodosa	John Rahaim
Cattleya	2	Laeliocattleya Oreglades Grand 'Tian Mu'	Christina Roadruck
Cattleya	3	Cattleya Camela's Tropical Beauty x Laelia jongheana	Brandon Silvester
Cattleya	Unplaced	Sophrolaeliocattleya Paradise Rose 'My Valentine' AM/AOS x Potinara Rubescence 'SVO' AM/AOS	Unknown
Cattleya	Unplaced	Rhyncobrassoleya Copper Queen	Unknown
Cattleya	Unplaced	Rhyncattleanthe Al Thanhauser	Harry & Celia McElroy
Cymbidium	1	Cymbidium Mimi 'Lucifer'	Harry & Celia McElroy
Cymbidium	2	Cymbidium Jill 'Betty Jo'	Brandon Silvester
Cymbidium	3	Cymbidium Spark Sprite 'Sparky'	Christina Roadruck
Cymbidium	Unplaced	Cymbidium Valentine's Love	Harry & Celia McElroy
Cymbidium	Unplaced	Cymbidium True Delight 'Christmas Pink'	Lemuel Morales
Cymbidium	Unplaced	Cymbidium Starbright 'Capella'	Harry & Celia McElroy
Cymbidium	Unplaced	Cymbidium Shining Santa 'Brown Bear' 4n x Cymbidium Shining Rule 'NH' 4n	Brandon Silvester
Dendrobium	1	Dendrobium Silver King	Lorraine Conover
Dendrobium	2	Dendrobium Warrior Vista	Lorraine Conover
Dendrobium	3	Dendrobium Fire Wings Sherry Abe	Annalee McPhilomy
Miscellaneous	1	Phaius Microburst 'Wild Thing'	Lorraine Conover
Miscellaneous	2	Psychopsis papilio	Annalee McPhilomy
Oncidium	1	Wilsonara Eye Candy 'Pinkie'	Deborah Courtney
Paphiopedilum	1	Paphiopedilum Saint Swithin	Brandon Silvester
Species	1	Angraecum sesquipedale	Kathleen Snyder

SHOW TABLE, CONT.



SHOW TABLE, CONT.



SHOW TABLE, CONT.



SHOW TABLE, CONT.



BY-LAW REVISIONS

TO BE REVIEWED BY ALL MEMBERS AND VOTED ON IN MARCH

Proposed Revision – Article 1.10:

1.10 There shall be three Directors, one to be elected at each Annual Meeting, who shall serve for a term of three years. When possible, the Nominating Committee shall stagger the terms of Directors such that only one Director is replaced each year. The duties of the Directors shall be to serve as advisors and promote all phases of Society programs.

Proposed Revision – Article 1.12:

Article 1.12 Terms of Office. The President, First Vice-President, and Second Vice-President shall be elected to a term of office consisting of two (2) years. At the expiration of their initial terms, continuance of each officer in position shall be confirmed by the membership at the annual November business meeting. Directors shall be elected to serve a three (3) year term of office. The Secretary, Treasurer, Membership Chair, and Communications Chair shall serve without term-limit upon election. Officers, Directors, and other members of the Board of Directors leaving their positions shall be replaced by candidates identified by the Nominating Committee in accordance with Article 4.4 of these By-Laws.

SECRETARY'S MINUTES

MINUTES OF THE JACKSONVILLE ORCHID SOCIETY GENERAL MEETING

February 8, 2022 - Mandarin Garden Club

Meeting called to order at 6:45p.m. by Christina Roadruck, President.

President's Report by Christina Roadruck:

- Congrats to Robin Campbell for her winning orchid entry in the January beauty contest! Her entry was BC Shannon Conner "Paradise". The deadline for the February contest is the 28th. Please post your entries on the [JOS Facebook page](#). Any members that don't use Facebook and would like to enter the contest may email their picture to Art Russell at artrussell1@me.com and he will post it.
- Notice to members: The Board of Directors has recommended an update to the JOS Bylaws regarding terms of office for President, 1st Vice-President, and 2nd Vice-President. Currently, these offices have a two-year term limit. The recommendation is to remove the term limits. Members will be asked to vote to approve this change at the March meeting.
- JOS Shed: The club currently has a shed located at Dog Fanciers which is no longer needed since we have a larger storage locker near the Mandarin Garden Club to accommodate all meeting items and show items. The Board voted to donate the shed to Dog Fanciers since they let us keep it there for 10 years for free. Volunteers with a truck are needed on February 14th at 10:00 a.m. to move the items from the shed and consolidate in our other shed.

1st Vice President and JOS Show Chair Report by Lorraine Conover

- JOS Show
 - Scheduled for March 19-20 with set up on the 18th.
 - Trophy sponsor forms now available. Need forms by March 8th. Please email Lorraine at lorrainesorchids@gmail.com to become a trophy sponsor for \$25.
 - Please upload the show banner on Nextdoor (neighborhood app and website). Art will email the banner to the membership.
 - Start cleaning and staking plants now to prep for the show (member show table).
 - Request for metal shelves (found a volunteer) and milk crates (still needed – any condition).
 - Email Lorraine for "How to stake an orchid" instructions. Jackie will put it in the next newsletter (also in the Jan-Feb 2020 newsletter).
 - Volunteers are needed. Please see the following leads to sign up. Bonnie Meyers will coordinate volunteers. Christie Peppard will be in charge of food. Annalee McPhilomy will organize the raffle. Colin will handle membership.

2nd Vice President Report by Jackie Dougherty

- JOS Show Sponsors
 - Need corporate sponsors by March 9th. See Jackie for sponsor forms.
 - Benefits of being a JOS sponsor
 - Get a spot-on sponsor board prominently displayed at the show. Sponsor board displayed at Plant Ranch as well.

SECRETARY'S MINUTES, CONT.

- One year of business card in newsletter to over 170 members (and growing).
- Will start a sponsor spotlight.
- ✦ Greenhouse Tours
 - March Greenhouse Tour: Sunday, March 13th from 2:00 p.m. – 4:00 p.m. at Harry McElroy's home. See newsletter for address.
 - April – Lois Rasmussen
 - May – Christina Roadruck
 - June – November dates are open

Secretary's Report by Deborah Courtney: Membership approved the January Minutes as published in the newsletter.

Treasurer's Report by Scott Rasmussen:

- Membership approved the February Treasurer's report as published in the newsletter.

Membership Committee Report by Colin Cage:

- Colin welcomed new members and guests.
- No potting clinic at the Plant Ranch in March since the same weekend as the JOS show.
- Colin created a directory of new members that will close the end of June. If haven't paid by April meeting then will not be on the directory. So get your dues in before April!

Sunshine Committee Report by Christie Peppard

- Everyone is doing well and nothing to report.

Hospitality: Carol Engel baked another scrumptious cake. The club is so fortunate to have amazing baked goodies each month. Thank you, Carol!

Show Table:

- Thank you to Art Chadwick and Harry McElroy for announcing the winners. Congratulations to all!
- If you'd like to enter a plant in the show table, please download the form in advance from the website at Jaxorchidsociety.org.

Speaker: Art Chadwick from Chadwick and Son Orchids.

Topic: Large Flowered Cattleya Species

Art originally started his career as an electrical engineer with a Masters in Business. He joined his father in the family orchid business in 1989. They have 11 greenhouses and 2 retail stores in Richmond Virginia. His main business is orchid boarding. For \$2 per orchid per month he will bring it back to life. Now has around 13,000 plants tending to.

Art is also an author of *The Classic Cattleyas*, a must read for orchid judges and fans. He's working on a second book about First Lady Orchids. Every First Lady since 1914 has a Cattleya named after them. Be on the lookout for this new book.

SECRETARY'S MINUTES, CONT.

The Chadwicks prefer to grow plants in small clay pots in sphagnum moss. The plants will be top heavy so you may need to put them into another pot so they don't fall over. Small space is good for orchids.

South America is where Large Cattleya species grow. Costa Rica, Columbia, Venezuela, Ecuador, Peru, and Brazil. This is where orchids grow in the wild.

Cattleyas are the classic corsage orchid. As a result, orchid growers would need to provide orchids year-round to florists. Nurseries would grow different orchids for each season in order to have year-round corsage orchids.

○Spring

- C mossiae – national flower of Venezuela. Waterfall throat. Has floppy flowers.

○Summer

- C schroederae – white with ruffles, yellow and pink throat.

- C gaskelliana – known as June wedding flower. Only species that blooms in June. Has a good carriage (flowers not bunched together).

- C warscewiczii “Powhatan”. Purple and deep pink throat. Huge blooms. ‘Firmin Lambeau’ sold for \$5k in 2010.

- C dowiana “Meadowlark” – only yellow flower (has a red veined throat). Only lasts a week. Had a problem with tourists stealing the orchids in the wild so Costa Rica started selling little baby seedlings.

- C Trimphana 1904 – Sells for \$5000 on eBay. Gorgeous white with yellow and pink throat.

- C perciviliana – smaller – size of tennis ball. Not sweet fragrance. Spicy. Some say appalling.

○Fall

- C labiata – comes in all 3 color forms. Semi-alba make good specimens. Has a double sheath. A sheath in a sheath. Sheaths will stay empty for a while and months later will fill up with a bud.

○Winter

- C trianaei - 1940's were harvested from wild and were used for cut flowers and then thrown away to make room for hybrids. Blooms last 6 weeks. Came in purple, white, and white with purple lip. National flower of Columbia.

The below are other large flowering Cattleyas.

- C lueddemanniana “Arthur Chadwich” AM/AOS – gorgeous pale lavender. AM/AOS. One of the best pale lavender flowers.

SECRETARY'S MINUTES, CONT.

- C lueddemanniana dark – took 19 years to bloom for his father. New leaves have purple spots on it. Its normal. The pigment from the flowers appears on the new leaf.
- C lawrenceana – tennis ball size – pretty pink with deep pink throat.
- C mendelii – they all look the same so not popular for corsages since two women don't want to wear the same corsage.
- C warneri – floppy so not good for corsage. Sometimes have a brown sheath come up. Could be a green bud inside so leave it alone.
- C Eldorado dark – pale lavender with deep pink throat.
- C rex – the other yellow Cattleya. A beige color really.
- C maxima – the holy grail of Cattleya is when find a species in bloom on a tree. Yellow stripe running down center of throat – has narrow petals so hard to do a corsage.
- C Jenmanii – known for lack of individual traits. Has a blue variety.
- C quadricolor – 4 colors in the flower. White, yellow, pale lavender and lavender. It doesn't open up all the way. It stays cupped. A few varieties open fully and costs big bucks.

Culture:

- Some Cattleyas put out a sheath and then rest months before blooming.
- Concolor means the sepal, petals and lip are all the same shade.
- Most Cattleyas like cool temps but some don't.
- Cattleyas don't like to be watered with cold water. 65-70 degrees is ideal. Art noticed a huge difference in the root and plant growth when he started heating the water with an instant heater. When stick finger in the pot and it's dry then water it.
- Only bloom on new growth. Must be big growth and not wimpy to bloom.
- Use bark with plastic pots and moss with clay.

Raffle: Annalee McPhilomy and Christie Peppard announced raffle winners and handed out plants to the happy recipients.

Meeting adjourned at 8:20 p.m.

Respectfully submitted,

Deborah Courtney
Secretary

TREASURER'S REPORT

Jacksonville Orchid Society
Treasurer's Report
For the period of February 01 to February 28, 2022

Ending Balance of Checking Account Statement on 1/31/22	\$5,071.34
Ending Balance of Money Market Account Statement on 1/31/22	\$23,828.45
Ending Balance of Savings Account Statement on 1/31/22	\$5.13

INCOME SOURCES

Marv Ragan	Trophy sponsorships x 6	\$150.00
T-Shirt Sales	Meeting 2/8/22, 22 X \$15	\$330.00
Vendor Fees	2022 Show	\$325.00
Colin Cage	Gold Membership 2022	\$100.00
Membership Dues	\$25 Single/\$35 Family	\$380.00
Donations	Refreshment Table, Meeting 2/8/22	\$38.00
Donations	Anonymous, Meeting 2/8/22	\$20.00
Raffle Tickets	Meeting, 2/8/22	\$145.00
Bank Account Interest	2/28/22	\$3.97
TOTAL INCOME		\$1,491.97

EXPENDITURES

iStorage Storage Room	02/19/22 – 03/20/22 + prorated upsize	\$138.62
R.V.Nuccio & Associates	Liability/Property Insurance for 1 year	\$637.50
Coastal Postal +	Postcards, postage for Show 2022	\$440.20
American Screen Print	230 T-Shirts	\$2,130.00
Getty Images	Show Poster Image, Jane Russell	\$33.00
Staples	Laminations for Show 2022	\$11.09
Art Chadwick	Speaker Fee, Meeting 2/8/22	\$200.00
Art Chadwick	Raffle Plants, Meeting 2/8/22	\$150.00
Art Chadwick	Speaker Hotel, Meeting 2/8/22	\$110.00
PayPal Fees	Meeting, 2/8/22	\$6.69
TOTAL EXPENDITURES		\$3,857.10

Ending Balance of Checking Account Statement on 2/28/22	\$2,702.55
Ending Balance of Money Market Account Statement on 2/28/22	\$23,832.11
Ending Balance of Savings Account Statement on 2/28/22	\$5.13
Total Bank Balance on 2/28/22	\$26,539.79

Accounts Payable	Terry's Kitchen Party Catering	\$1,600.00
Accounts Payable	Art Chadwick, February Speaker	\$195.00
Accounts Payable	Factory Direct Party	\$57.78
Cash Box Petty Cash	Held by Treasurer	\$50.00

MARKETPLACE

Not intended as endorsement or advertisement by the Jacksonville Orchid Society. Just members helping members! **The best deals this month will be found here! Get a first look by volunteering for set-up!!**

A vibrant, artistic illustration of a lush jungle scene. The background is a deep, starry blue. In the foreground, there are several orchids: a large, bright yellow and orange one in the upper left, and a large, reddish-pink one in the lower right. The scene is filled with green foliage and tree trunks, creating a sense of a dense, magical forest.

The Jacksonville Orchid Society Presents

Orchid Fantasy

Show & Sale, March 19-20, 2022
Free Admission

10:00-6:00 Saturday; 10:00-4:00 Sunday
Mandarin Garden Club
2892 Loretto Road
Jacksonville, FL 32223
www.jaxorchidsociety.org



Blc. Burdekin Wonder 'Lakeland' AM/AOS

2022 SPRING SALE



Blc. Eagle Island 'Sangria' AM/AOS

SAT, APRIL 2 — SAT, APRIL 9
9 AM 'TIL 6 PM
CLOSED SUNDAYS

ORCHIDS, BROMELIADS, & MOUNTED STAGHORN FERNS

PHOTOS OF NEARLY ALL SALE PLANTS WILL BE ON DISPLAY!!!

SELLING A LOT OF LARGER THAN USUAL PLANTS AND MANY THAT ARE RARELY AVAILABLE.

**BELIEVE ME. YOU DO NOT WANT TO MISS THIS ONE. I'M TRYING TO DOWNSIZE SO
PRICES WILL BE GREAT! BETTER THAN USUAL!
IT WILL BE WORTH TRAVELING A GOOD DISTANCE!!!**

Geiger Orchids

WE ARE 3 BLOCKS EAST OF THE WELLBORN POST OFFICE
805 7th Avenue 386-963-5371 or 386-365-1618

Wellborn is 8 miles west of I-75 via US 90 between Lake City, FL and Live Oak, FL
Wellborn is 4 miles south of I-10 Exit 292 via CR-137

PLEASE INVITE YOUR PLANT LOVING FRIENDS.

Pot. Fortune Teller 'Lucky' AM/AOS



FOR LUNCH TRY: Wellborn's Country Charm
Diner— AT THE 4-WAY STOP

**A NUMBER OF ANN'S HOUSE/YARD PLANTS
ARE STILL LOOKING FOR A GOOD HOME.
SOME FREE! --- SOME FOR SALE!**

SPONSORS



Keyboard Connection
Pianos & Organs

Melody Melvin
Office Manager

9912 San Jose Boulevard
Jacksonville, Florida 32257



Phone: 904-880-0002
Fax: 904-880-0670
mmelvink@bellsouth.net

www.keyboardconnectionjax.com

American Flooring

Jeff & Maureen Jones
Owners & Design Specialists

86130 Kutana Drive
Yulee, FL 32097
Store: 904-548-9906

americanflooring2003@gmail.com
www.americanflooringyulee.com



Serving NE Florida & SE Georgia since 2003

ROADRUCK INVESTIGATIONS

STEVE ROADRUCK
SROADRUCK60@GMAIL.COM

12887 PLUMMER GRANT ROAD
JACKSONVILLE, FLORIDA 32258
(305) 332-4368



LEAPIN LIZARDS TREE SERVICE

Licensed Insured

Land Clearing • Stump Grinding

Call Us For All Your Tree Service Needs

Owner: Kim Quezada
Office: 733-4154
Cell: 813-6413
leapinlizardtreeservice@yahoo.com

Heather Blair



Your Hair Stylist

904-838-8214

AMAC

Chihuahuas & Chinese Cresteds



(904) 768-6790

BRICKSTONE PIZZA

TOSSING PIES SINCE 2005

P: 904.287.1166

445 State Road 13
Saint Johns, FL 32259

Hagan **ACE** Hardware

Williams PLANT NURSERY

Sara Housend

AMERICAN SCREEN PRINT, INC.

Email: americanscreenprint@yahoo.com



4122 Spring Park Rd.
Jacksonville, FL 32207

(904) 443-0071
Fax: (904) 443-6117



VENDORS

Ritter Tropic 1 Orchids

Open 7 days a week - Mon. - Sat. 8:00 am - 5:00 pm
Sun. 9:00 am - 4:00 pm

Tom and Linda Ritter

Vandas, Cattleyas, Dendrobiums, Oncidiums,
Phalaenopsis, Orchid Supplies and more!
Indoor, Hanging, Foliage plants & Fruit Trees

407-855-8809
2494 Neptune Road Kissimmee, FL 34744
E-mail: rttritter@aol.com

Quest ORCHIDS
Specializing in cactuses and other genres



Hicks Orchid Supplies
3959 Forsyth Road
Winter Park Fla 32792
Hicks.Orchids@Worldnet.att.net
Business 407 679 9266
Fax 407 306 6166
Cell 407 256 8518 John jr
Cell 407 493 3064 John
Hours M-F 10am-5pm call
Sat 8:30am - 5pm call
Sun Closed or call

Krull-Smith Orchids, Inc.

JIM KRULL

2815 Ponkan Road,
Apopka, Florida 32712
Phone (407) 886-0915
Fax (407) 886-0438

Mac's Orchids
Fort Lauderdale, FL
Follow us on Facebook
Specializing in Asian Species

SPRINGWATER ORCHIDS
MELBOURNE, FL - NURSERY REG# 47230591

- Rare Papn species /hybrids
- Rare cattla species /hybrids
- Brassavola and Encyola
- Bulbophyllum
- Other warm orchid species
- Wholesale/retail
- By appointment only

Thanh Nguyen
thanhnguyen79@earthlink.net
springwaterorchids@earthlink.net
Phone: 321-223-6173

Odom's Orchids, Inc

My Account | Gift Certificates | Create An Account | View Cart

CALL GREENHOUSE (772) 467-1386, CELL (772) 267-9459
EMAIL: ODOMSORCHIDS@COMCAST.NET
Greenhouse hours: Monday-Friday 9-5, Saturday 9-2
Closed Sundays and major holidays.

America's #1 Choice in Orchids